












PARKLANDS PRIMARY SCHOOL
ENGLISH WEEKLY PLANNING

Class - Year 4

Autumn 1 The Iron Man Novel Study

W.B - 19th October 2020

	Starter Objective: SPAG	Main Writing Objective: Composition and Handwriting	Independent group activities			Resources Needed for Lesson.
			LA	MA	HA	
M O N	Spelling practice	<p>LO: To empathise Read chapter 4 to page 78 / 38 "Nearer and nearer and nearer"</p> <p>What's happening? What do you think it is?</p> <p>Share space images on notebook. Allow time for discussion. T explains that we will be writing a newspaper article describing this strange sighting but we must go on an experience to empathise!!</p>	<p>Now Press Play in the Hall - Mission to Mars (Science)</p> <p>Back in the classroom - see and feelings chart. Explain that we will be writing a newspaper report on strange sightings from space.</p>			<p>Novel</p> <p>Now Press Play headphones</p> <p>Activity sheet</p>
			<p>Success Criteria</p> <ul style="list-style-type: none"> • _____ 			
T U E	Spellings	<p>LO: To identify the features of a newspaper report Recap yesterday's lesson. Imagine seeing something unexplainable in the sky? Did you see Mars last Wednesday night? We will be writing a newspaper report on this strange sighting. Read through PP.</p>	<p>Working as a group, chn share the newspaper articles and find the features orally. Lots of reading and talking. Take photos so can be stuck in books.</p> <p>Post it notes for children to stick on the articles identifying the features.</p>	<p>Children have a copy of the articles and checklist to find the features.</p>		<p>WAGOLL for each pupil</p> <p>Coloured pencils</p> <p>Articles for SEN</p> <p>Post it notes</p>
			<p>Success Criteria</p> <ul style="list-style-type: none"> write the name of the newspaper at the top?  create an interesting headline and sub-headline? start with an introductory paragraph that includes the five Ws? add captions to all pictures?  include facts about the main events? write in the third person and past tense? use quotes written as direct speech? finish with a conclusion paragraph to explain what might happen next?  <p>Find these features</p>			

W E D	Third person Notebook	<p>LO: To plan a newspaper report Recap yesterday's WAGOLL. What are the main features? What is our newspaper report about? (A strange phenomenon happening in the sky). Share the template and ask chn what I need to include. Make notes as a class on the report and discuss.</p>	<p>Chn have the template and as a class they make notes on the template as a group. Lots of discussion and ensure spellings are correct. T led activity as they will copy this up neatly tomorrow independently.</p>	<p>Chn have post it notes to write down facts, quotes, 5ws, picture and caption, headline, name of newspaper, and details of the events. Chn then organise these post it notes in their books. Use notebook examples as a guide.</p> <p>Ensure chn know that they may have to use a poetic licence if they want to add names of the Astronomers etc.</p>	<p>Post it notes</p> <p>Templates for SEN</p> <p>Novel</p>
		<p>Success Criteria</p> <ul style="list-style-type: none"> • Read the start of chapter 4 to find evidence • Make all notes in third person • Organise your post it notes so it looks like the WAGOLL • Add extra information to prepare for Big Write tomorrow 			
T H U	Spelling practice	<p>LO: To write a newspaper report. What is 'third person'? What are the 5 ws? Share the WAGOLL again and explain that chn will be writing up their newspaper reports on the star today using notes made yesterday as their guide.</p>	<p>All chn BIG WRITE</p> <p>SEN writing independently copying up their work from yesterday.</p>	<p>Template</p> <p>Novel</p>	
		<p>Success Criteria</p> <ul style="list-style-type: none"> write the name of the newspaper at the top?  create an interesting headline and sub-headline?  start with an introductory paragraph that includes the five Ws?  add captions to all pictures?  include facts about the main events?  write in the third person and past tense?  use quotes written as direct speech?  finish with a conclusion paragraph to explain what might happen next?  			
F R I	<p>LO: Spelling and Dictation.</p> <p>After green penning, children to spelling test and dictation using dictation sheets from Spelling Shed. One each, then trim and stick into books.</p>				